



EU-Eastern Partnership STI Cooperation in Addressing Health Research and Innovation

Policy Stakeholders Conference in Budapest, 19 - 20 April 2016
Venue: Danubius Hotel Gellért, Budapest

Policy Stakeholders Conference 'EU-Eastern Partnership STI Cooperation in Addressing Health Research and Innovation'

Budapest on 19-20 April 2016.

Public spending on health care in Georgia (1991-2015): problems and solutions

Tengiz Verulava

MD. PhD. Professor at Ilia State University

Evidently, a country with low economic gains, which could be considered poor, cannot spend excessively on healthcare. However, the research has shown, that despite the growing expenses on healthcare, Georgia still lags behind not only the standards set by the World Health Organization (WHO), but also many low-income states.

This assessment was made by the World Health Organization based on the indicators of the effectiveness of the funding of the system, as well as the comparative analysis of the statistical data of other countries (developed and developing ones).

The share of state expenditures on healthcare in the total state expenditure shows the government's approach toward health care sector. and illustrates the importance of the healthcare expenditure compared to other sectors of economy.

According to the statistical data, state funds (33%) comprised the major source of health care expenditure in the world, while the compulsory social protection was 26%, private funds and insurance deposits together was smaller portion (18% and 19% respectively).

According to the World Health Organization, the state healthcare expenditures should comprise 15% of total state expenditure (Organisation of African Unity, 2001). In Georgia, despite the growth of state healthcare expenditure, its share in the state budget is relatively low (6.9%). This is almost twice as low as the indicator of WHO.

Table 1: public health expenditure trends, Georgia

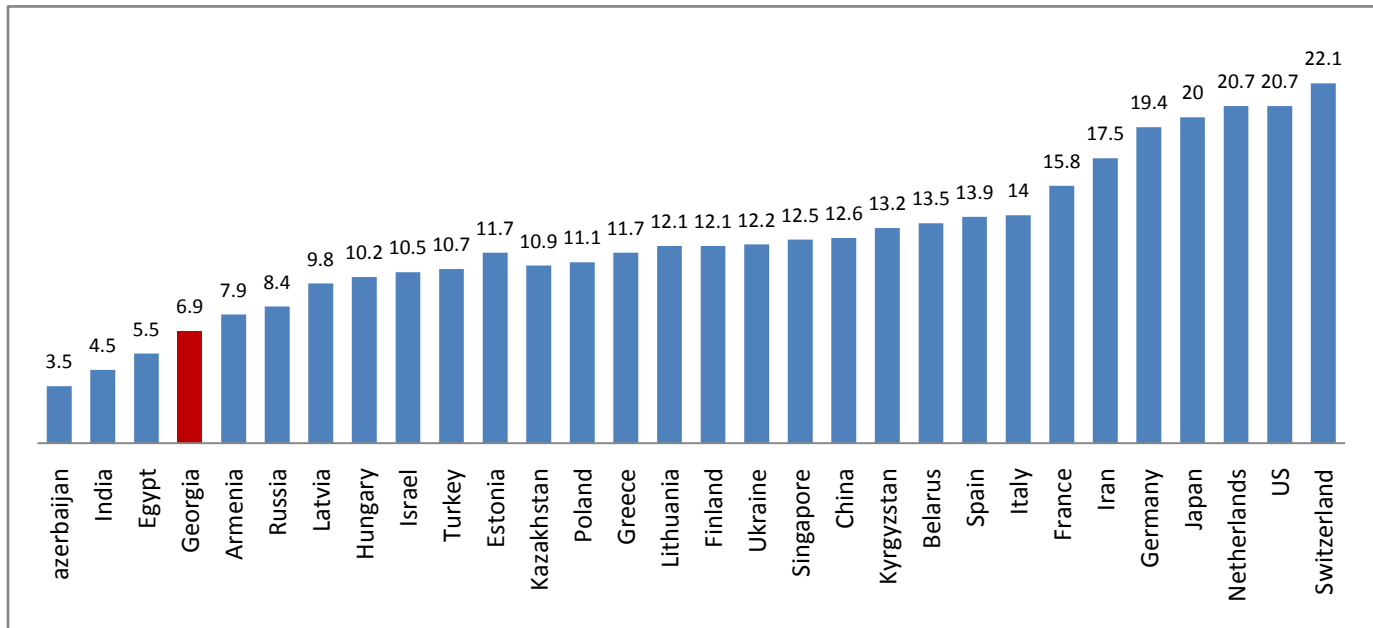
	Public health expenditure (Million GEL)	% of GDP	The share of state expenditures on healthcare in the total state expenditure %	share of state healthcare expenditure in total healthcare expenditure %
2001	75	1.1	6.1	
2002	88	1.2	6.3	13.5
2003	109	1.3	6.7	15
2004	130	1.3	5.4	15.5
2005	194	1.7	6.0	19.6
2006	253	1.8	5.7	21.9
2007	255	1.5	4.2	18.4
2008	343	1.8	4.9	20.6
2009	337.9	1.9	6.1	23
2010	414.8	2	6.5	23.1
2011	421.7	1.7	4.8	18.4
2012	332.8	1.3	4.3	15.1
2013	435.5	1.6	5.4	19.8
2014	588.3	2	6.5	26.7
2015	656.2	2.24	6.9	29.8

Source: National Health Accounts. The Ministry of Finance of Georgia

In Europe, the share of state healthcare expenditures in total state expenditure is between 4% and 20% (World Health Report 2010). It's important to note that prioritizing healthcare costs increases with increasing the state income. However, despite low income, some of the government tries to allocate higher costs in healthcare sector; meanwhile, in some of the richer states, governments try to spend less on healthcare (World Health Report 2010). Despite the fact that the state obligations toward the healthcare system increases with the growing state income, some of the low-income states spend more on it compared to the high-income counterparts (World Health Report 2010). According to the 2007 indicators, the share of healthcare costs was 10% of the state budget in 22 low-income states, while the same indicator was less than 10% in 11 high-income states (World Health Organization 2010).

As shown in the graph below (Graph 1), the share of health care costs in the state budget and is much lower than the indicators in Armenia (7.9%), Kazakhstan (10.9%), Ukraine (12.2%), Kyrgyzstan (13.2%), Belorussia (13.5). In some countries, healthcare is not the priority of the budgetary policy due to number of reasons. Most importantly the reasons are financial and political. More specifically, the government considers the healthcare field to be economically ineffective. On the contrary, some of the governments is interested to have healthy population.

Figure 1: The share of state healthcare expenditures in the total state expenditure (%). 2013

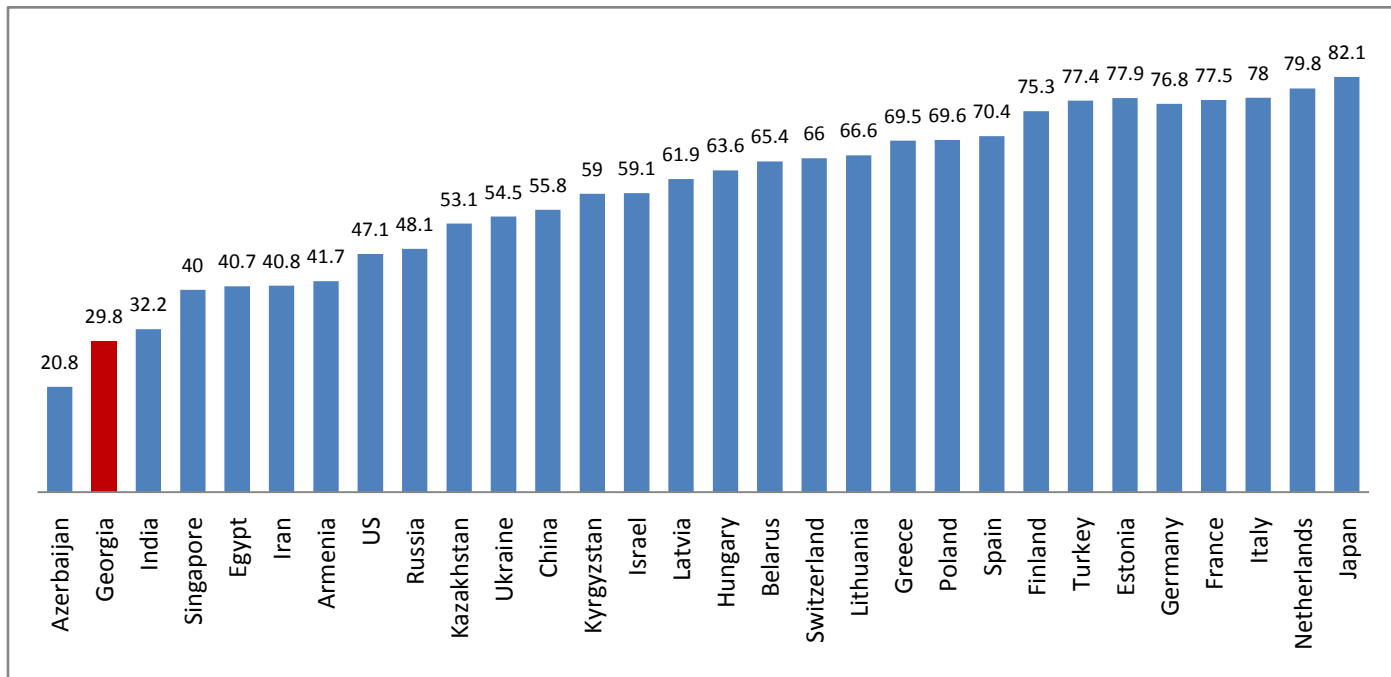


Source: The World Bank 2015. Health expenditure, public (% of GDP). World Bank Open Data. 2015

The next indicator of financing healthcare is the **share of state healthcare expenditure in total healthcare expenditure**. Total expenditure on health includes, both private and state expenses. According to WHO recommendations, state expenditures on health should represent more than 40% in total healthcare expenditures. Countries where this indicator is below 40% are considered to be states with limited engagement in healthcare problems. State expenditures on health care in Georgia represents 29,8% of the total expenses on healthcare, thus Georgia is far below the recommended threshold of the WHO.

As the graph (Graph 2) below indicates, compared to Georgia, the threshold set by the recommendations of the WHO is overcome by the countries such as Armenia (41.7%), Kazakhstan (53.1%), Ukraine (54.5%), Kyrgyzstan (59%).

Figure 2: The share of state healthcare expenditure in total healthcare expenditure (%). 2013

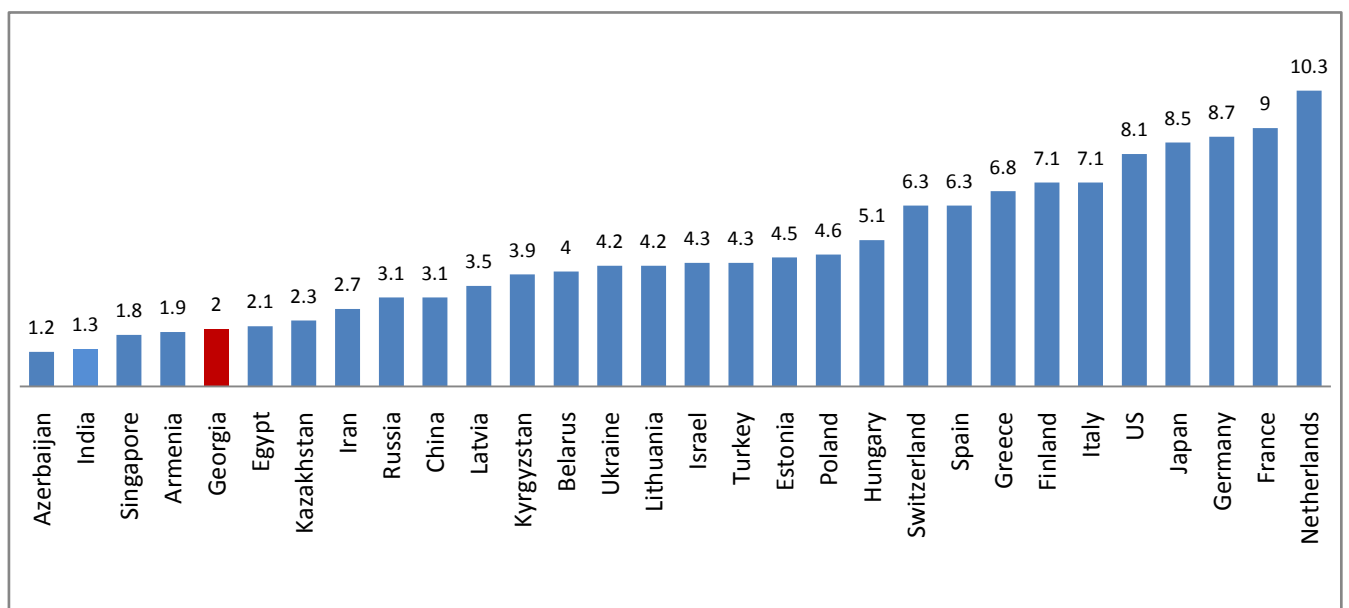


Source: The World Bank 2015. Health expenditure, public (% of GDP). World Bank Open Data. 2015

The next important indicator is **state expenditures on health care in relation to GDP**. According to WHO recommendations the share of state healthcare expenditures in relation to GDP should be at least 5%.

In Georgia, despite the significant growth in state expenditures on health care, its share in relation to GDP is rather low (2,2%). As shown in the chart below (Chart 3), state expenditure-to-GDP ratio in low-income states is at around 2%, however, Georgia is behind countries such as - Kazakhstan (2,3%), Kyrgyzstan (3,9%), Belarus (4%), Ukraine (4,2%) (The World Bank 2015).

Figure 3: The state expenditures on health care in relation to GDP (%). 2013



Source: The World Bank 2015. Health expenditure, public (% of GDP). World Bank Open Data. 2015

The total healthcare expenditure in relation to GDP is the best standard measure for social welfare and varies between 1% and 17% in different countries.

In Georgia, the total expenditure on healthcare in relation to GDP is equal to the same indicator in Europe. According to the 2011 data, it is 9.4%. This is the illustration, that Georgia spends almost same amount on the healthcare as do the European states. High share of healthcare costs in GDP might be due to high prices on medicines and therefore high medical inflation, the prevalence of increase in chronic illness due to growing aging population (MOH 2013).

Table 2: The total expenditure on healthcare in relation to GDP. Georgia. 2013

წელი	The total expenditure on healthcare (Million GEL)	% of to GDP
1995		2.4
2000		4.7
2001	523	7.8
2002	650.7	8.7
2003	724.8	8.5
2004	835.9	8.5
2005	998.3	8.6
2006	1159.6	8.3
2007	1386.6	8.3
2008	1660.7	9
2009	1818.5	10.3
2010	2096.5	10.2
2011	2292.4	9.4

Source: National Health Accounts. The Ministry of Finance of Georgia

The above mentioned shows that a significant share of healthcare expenses in Georgia falls on private expenses of citizens (at around 65%), which implies that healthcare is not a priority for the government. In terms of the share of private healthcare expenditure in total expenditure on healthcare, Georgia stands among countries such as - Sudan (75,8%), Yemen (74%), Afghanistan (73,8%), Azerbaijan (71,1%), Nigeria (69,3%), Myanmar (68,2%), Venezuela (65,8%). Consequently, many Georgian families are forced to deny themselves the aforementioned services as they cannot afford them.

Table 3: The share of private expenditure in total expenses on healthcare, Georgia

	Private expenditure on healthcare (Million GEL)	The share of private healthcare expenditure in total expenditure on healthcare %	Including Private Prepaid Healthcare Plan (Million GEL)	Including Private Prepaid Healthcare Plan (%)	Private spending on health care, per capita (GEL)
2002	483.6	74.3	2.6	1	111
2003	562.5	77.6	2.8	1	130
2004	655.3	78.4	6.7	1	152
2005	775.2	77.7	7.5	1	178
2006	846.3	73.0	9.8	1	192
2007	1003.4	72.4	20.8	3	229
2008	1144.1	68.9	24.5	5	261
2009	1294.8	71.2	47.5	4	294
2010	1551.7	74	55.7	3	348
2011	1806.8	78.8	65.7		403

Source: National Health Accounts. The Ministry of Finance of Georgia

Hence, the research confirms that the arguments against the increase of healthcare costs in Georgia are groundless. Georgia's budget can't be labeled as socially oriented. Despite the fact that the state's role healthcare expenditure increases year by year, Georgia still lags behind not only the threshold recommended by the WHO, but also the indicators of low-income, poor states. Therefore, population has to cover a significant portion of medical service costs.

Bibliography

- Ministry of Labour, Health and Social Affairs of Georgia 2013, "Healthcare System Efficiency Report".
- *National Statistics Office of Georgia*, 2015.
- Verulava, Tengiz, "Healthcare Economics", *University of Georgia*, 2009.
- Lagazidze, Khatuna, "I refuse to use the Universal Healthcare, you?!" – Saving the Lari Initiative, *newposts.ge*, 27.08.2015 http://newposts.ge/?l=G&id=85001-ლარი%20ლაგაზიძე%20დაზღვევა%20&fb_comment_id=863679140390385_863709027054063#f3e03b643
- Kukava, Mikheil, "2015 Budget: Analysis and Recommendations", *Transparency International Georgia*. <http://www.transparency.ge/node/4869>
- Organisation of African Unity, 2001. African Summit on HIV/AIDS, tuberculosis and other related infectious diseases. *Abuja Declaration on HIV/AIDS, Tuberculosis and Other Related Infectious Diseases, 24–27 April 2001*
- Getzen 2012. Thomas Getzen. *Health Economics and Financing*. 5th Edition. 2012
- The World Bank Health expenditure, public (% of GDP). **World Bank Open Data. 2015**
- World Health Report 2010. *Health Systems Financing: the Path to Universal Coverage*. World Health Organization